



Finger Vein Identification Private Box PB-FP01

Product Instruction Manual

Package list:

Private Box	1
Emergency Keys	2
USB Charge Cable(Type-C)	1
User Manual	1

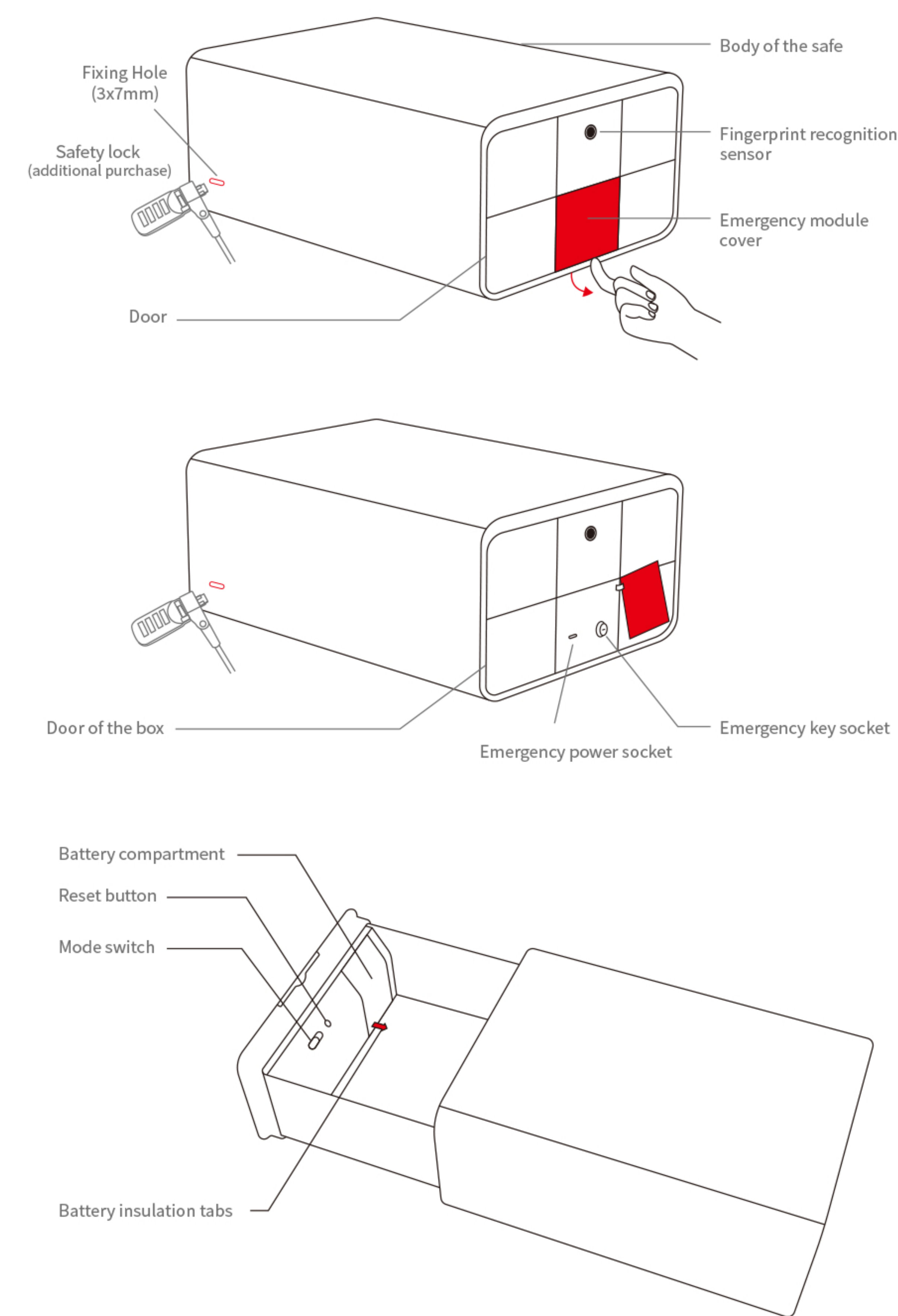
Caution:
Do not place the emergency key in the box at any time

Product Specification:

Product Name	Fingerprint Identification Private Box
Model	PB-FP01
Size	66x260x158 mm
Gross Weight	7.6kgs
Material	Steel (main structure)
Power	4 dry cell batteries size 5
Emergency Power	USB Type-C(AA dry batteries, or more)4 cells
Bluetooth Version	5.2
Number Of Registrable Fingerprints	≤100
False Accept Rate (FAR)	<0.0001%
False	<0.1%

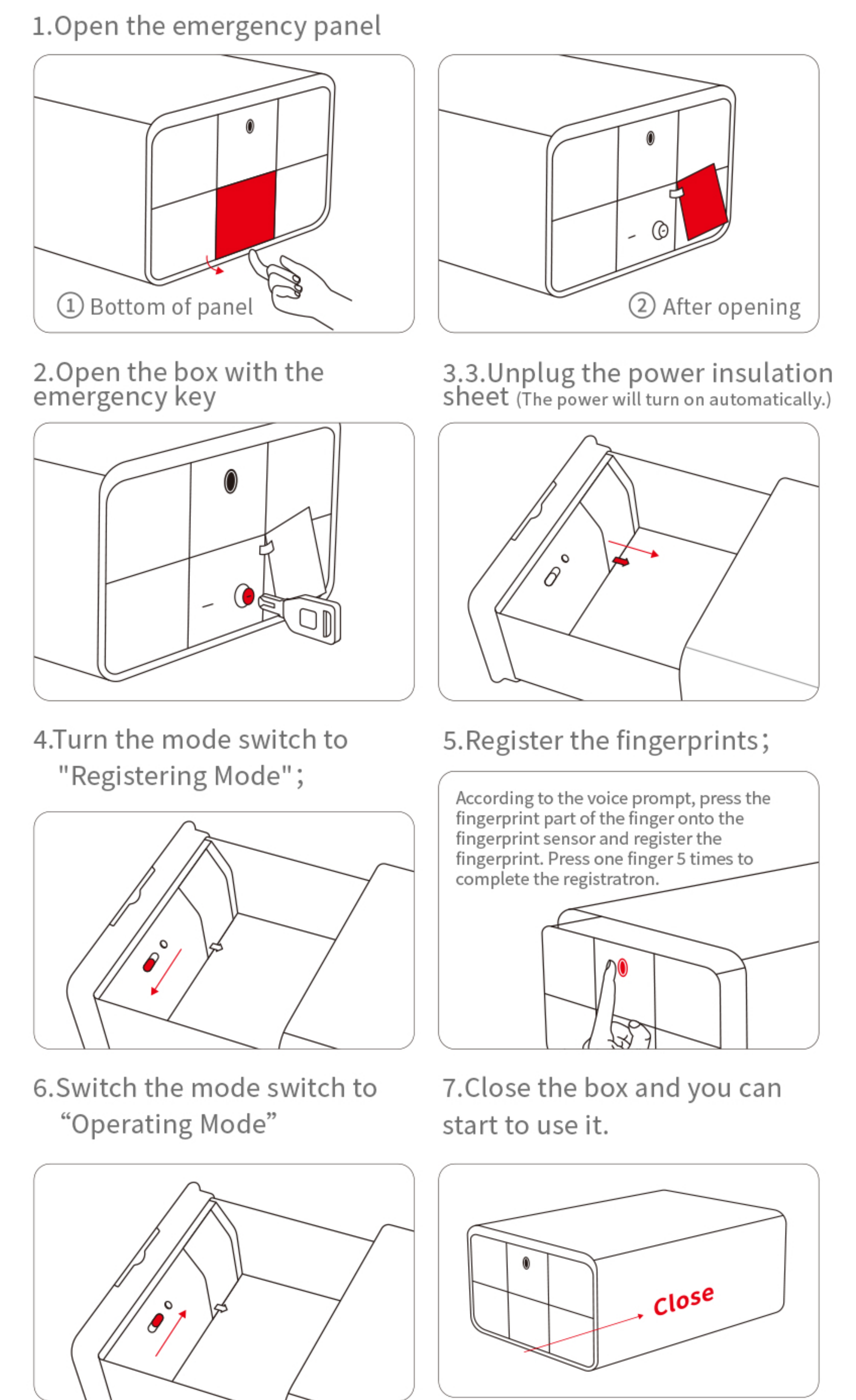
01

Product structure description



02

Stand-alone mode instructions for use



Note: Press and hold the reset button for about 6 seconds until a voice prompt appears, and the bank of recorded fingerprints will be completely emptied! Please operate with caution!

03

HOW TO USE THE APP

APP Download

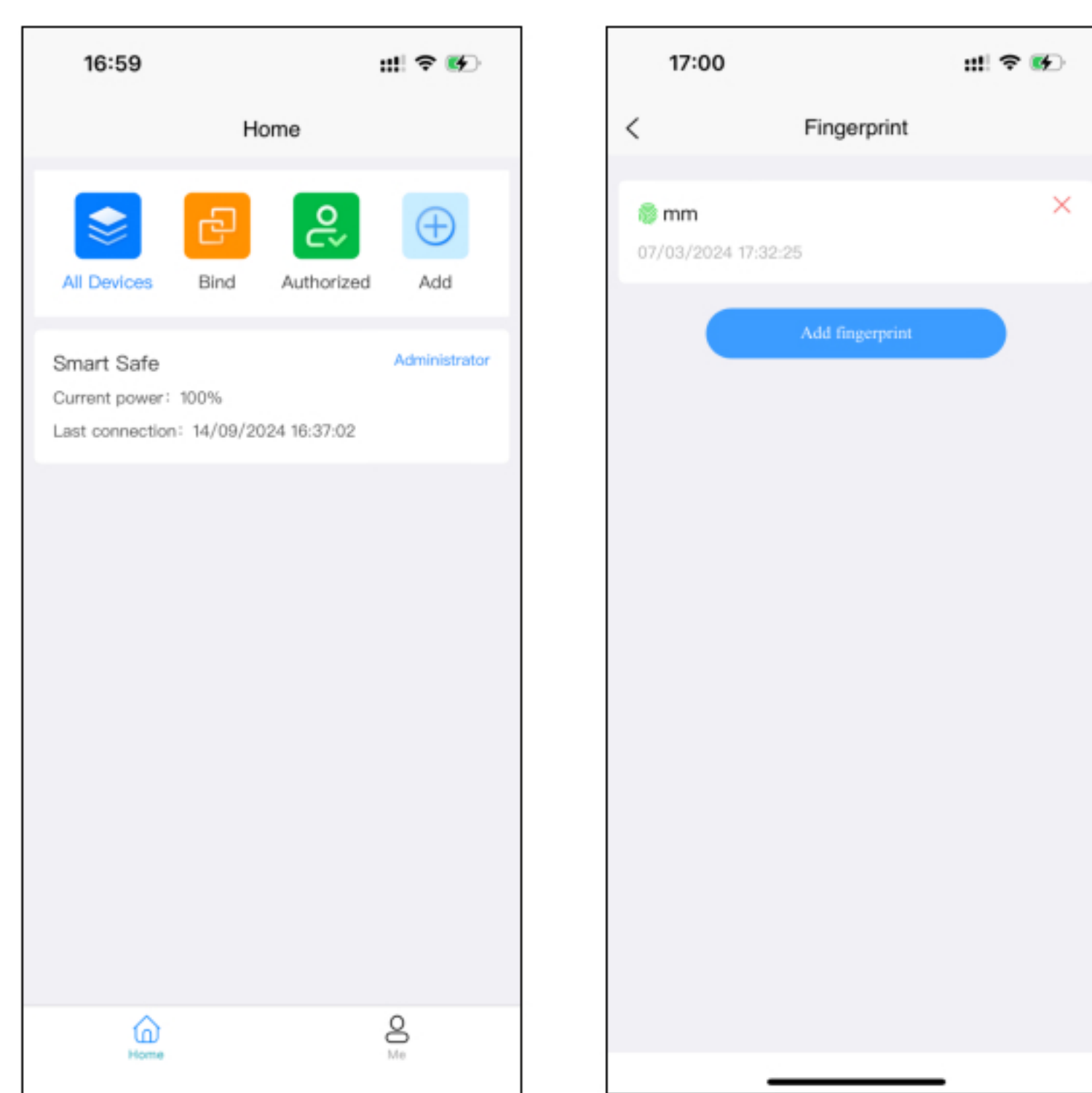


iOS QR Code



Android QR Code

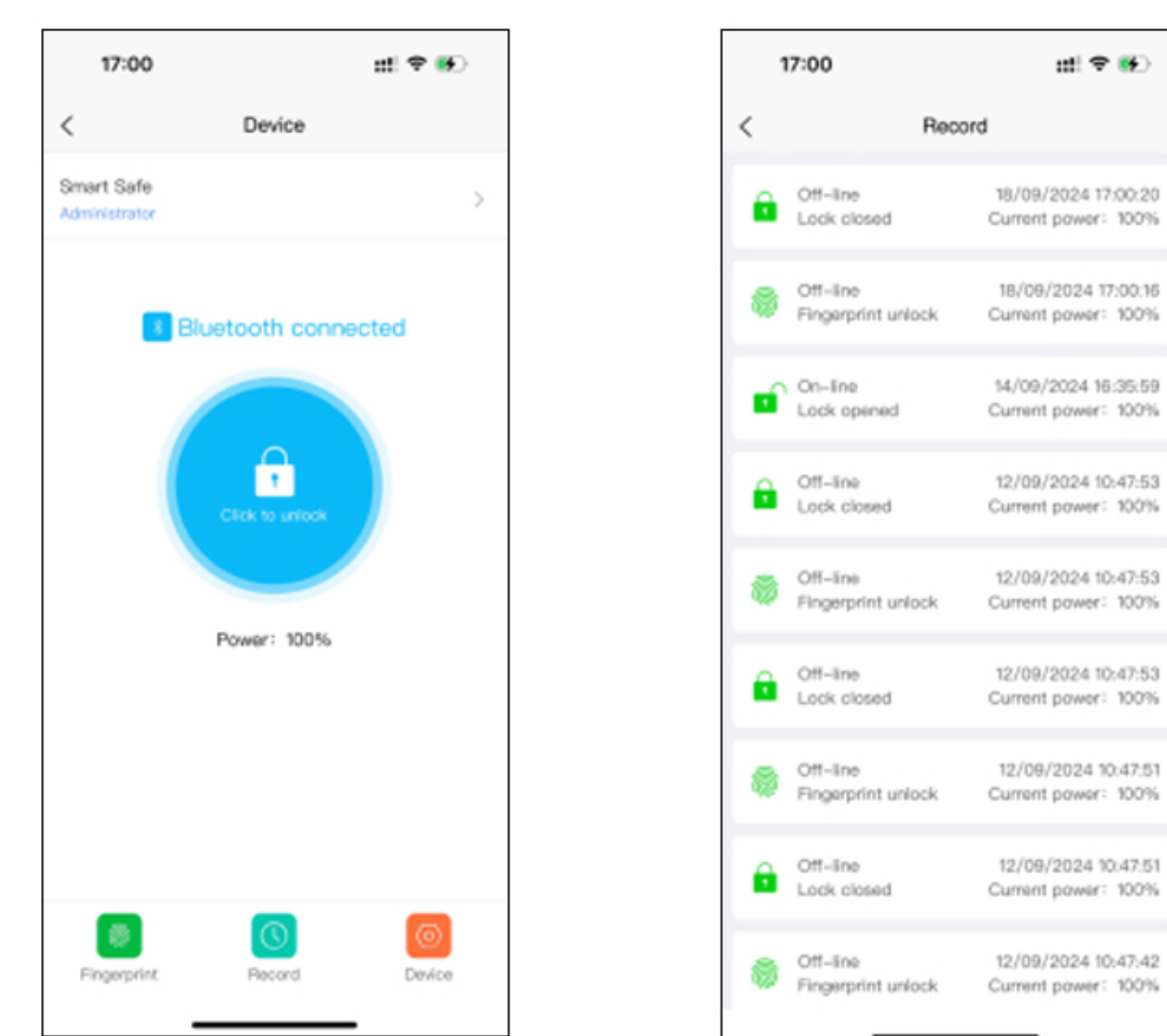
1. Add device -> double click reset button in box -> click "Connect" -> bind device



04

HOW TO USE THE APP

2. After connecting the device successfully, you can switch on/off the lock, enter fingerprints, view operation records, and manage the device.



05

Important Safe Information:

- Please use this device indoors within a temperature range of 0-40°C and store the device and its accessories within a range of -20-55°C. Using the device in temperatures beyond this range may cause malfunction.
- Recommended for this device are 5th size alkaline batteries.
- The emergency power supply USB Type-C is only for emergency power when opening the box and cannot be used for charging. Once the emergency power supply has been used, please replace it with new batteries as soon as possible.
- For emergency power, use a certified power supply, such as a power adapter or rechargeable battery.
- Please observe local regulations for the disposal of this equipment, batteries and accessories.
- Do not disassemble this equipment by yourself, please consult the Duoqin after-sales service in case of malfunction.
- This device is only suitable for storing general civilian items. For the storage of items for other specific purposes (such as life-critical medical equipment, military use, etc.), please use relevant specialized equipment.
- This device does not guarantee waterproof or fireproof capabilities.

FAQ:

- Q: Why won't the door lock?
A: Check the mode switch to make sure it is in "operating mode".
- Q: What solvents can I use to clean my private box?
A: Clean this product with a clean, soft cloth, moistened with a neutral solvent such as purified water or alcohol.
- Q: Why does fingerprint recognition sometimes fail?
A: Please make sure that your fingerprints are not wet or dirty before entering or recognizing them. Multiple entries can further improve the usage experience.
- Q: How to completely remove the drawer?
A: First, pull the drawer out as far as it can go. Then, simultaneously push the two disassembly fasteners of the bottom of the drawer's two guide rails to the left (as the reference position), and then pull the drawer out forcefully.

06

Contact Us
info@99plussystem.com