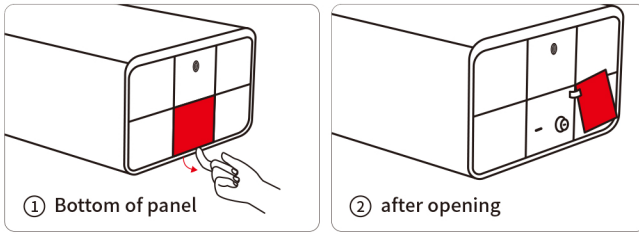


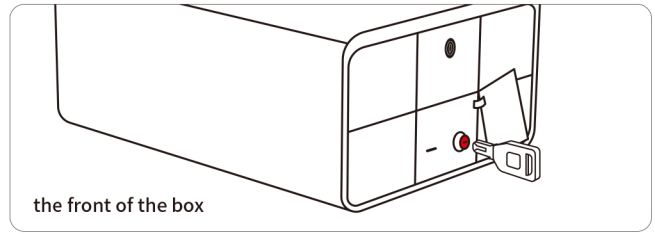
Quick Guide

※Please refer to the manual for further details.

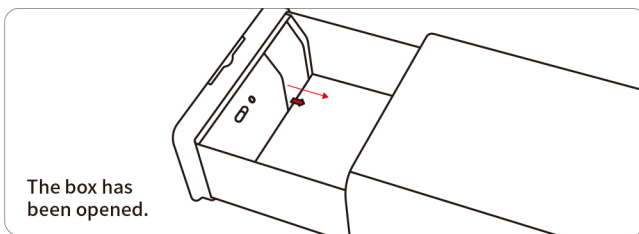
1. Open the emergency panel;



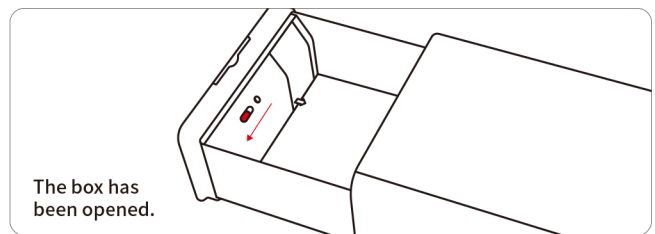
2. Open the box with the spare key;



3. Unplug the power insulation sheet; (The power will turn on automatically.)

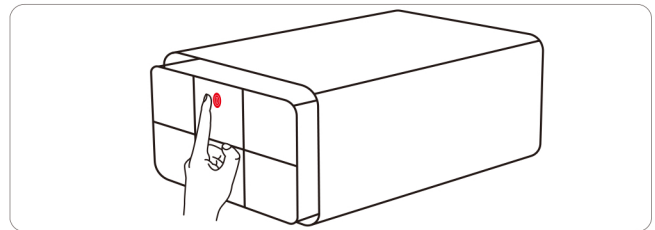


4. Turn the mode switch to "Registering Mode";

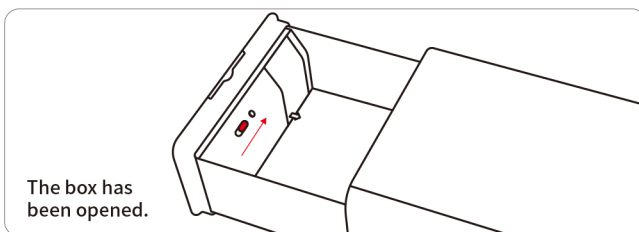


5. Register the fingerprints;

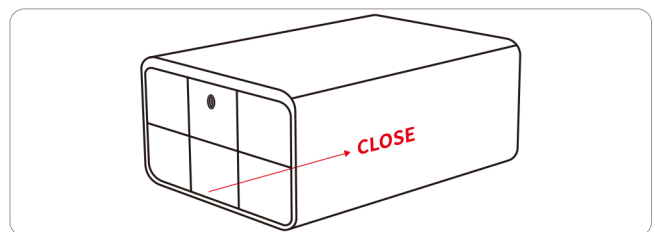
According to the voice prompt, press the fingerprint part of the finger onto the fingerprint sensor and register the fingerprint. Press one finger 5 times to complete the registration.



6. Switch the mode switch to "Operating Mode"



7. Close the box and you can start to use it.



Additional notes: Be careful! If the Reset Button is pressed for about 6 seconds (until the voice prompt appears), all the fingerprint samples will be deleted!



The Spare key should not be put into the box at any time!